

BV000520

**Iveco**







**Iveco Daily 35S16 2.3**

Automaat L2H2 Oprijplaat Trekhaak Climate Control Cruise Control Lucht Geveerde Stoel

€ 14.325  
Excl. VAT

€ 281  
lease p/m for 5 years



	<b>Year of manufacture</b>	2020
	<b>Mileage</b>	157184 km
	<b>Transmission</b>	Automaat
	<b>Fuel type</b>	Diesel
	<b>Horsepower</b>	160 PK
	<b>Cabin</b>	Enkel

#### Basic information

<b>Brand</b>	Iveco
<b>First registration</b>	2020-12-21
<b>Chassis number</b>	ZCFC735B505366343
<b>Category</b>	Closed van
<b>Type</b>	Daily 35S16 2.3
<b>Model</b>	L2H2
<b>Exterior color</b>	Yellow
<b>Mileage</b>	157184 km

#### Bodywork

<b>Floor material</b>	Wood
<b>Door opening width</b>	154 cm
<b>Loading height</b>	175 cm
<b>Tail lift type</b>	Special Tail Lifts
<b>Internal body length</b>	320 cm
<b>Internal body width</b>	175 cm
<b>Internal body height</b>	190 cm
<b>Space between wheel arches</b>	132 cm
<b>Tail lift capacity</b>	1000 kg
<b>Platform length</b>	325 cm

#### Dimensions

<b>Length</b>	580 cm
<b>Width</b>	196 cm
<b>Wheelbase</b>	352 cm
<b>Height</b>	266 cm
<b>Track Width</b>	172 cm

### Weights

<b>Max permissible weight (GVW)</b>	3500 kg
<b>Max gross combined weight (GCW)</b>	7000 kg
<b>Max front axle load</b>	1900 kg
<b>Max rear axle load</b>	2240 kg
<b>Vehicle curb weight</b>	2306 kg
<b>Payload</b>	1194 kg
<b>Towing capacity</b>	3500 kg

### Engine information

<b>Drivetrain</b>	Front
<b>Transmission</b>	Automatic
<b>Engine type</b>	F1AGL411U
<b>Fuel type</b>	Diesel
<b>Horsepower</b>	160 PK
<b>Engine Euro standard</b>	Euro 6
<b>Number of gears</b>	8
<b>Cylinder capacity</b>	2287 CC
<b>AdBlue</b>	

### Cabin

<b>Seats</b>	3
--------------	---

### Cabin interior

<b>Air Conditioning</b>	
<b>Bluetooth</b>	
<b>Climate Control</b>	
<b>Electrically Adjustable Mirrors</b>	
<b>Electric Windows</b>	
<b>Air-Suspended Driver's Seat</b>	
<b>Multifunction Steering Wheel</b>	
<b>Navigation</b>	
<b>Radio</b>	
<b>Seat Heating</b>	
<b>Power Steering</b>	
<b>Partition</b>	

### Cabin exterior

<b>Fog Lights</b>	
-------------------	--

### Safety options

<b>Cruise Control</b>	
<b>ESP</b>	
<b>Traction Control</b>	

## Vehicle features

**Slat Lining**

**Lashing Eyes**

**Tow Bar**

## Assen

**First axle**

- Steering axle
- disk
- hydraulic



**Second axle**

- disk
- parabolic

