

BV000581

Maxus

Maxus eDeliver 3 122PK







SWB 52,5 kWh 227km WLTP L1H1 Airco Cruise Control Carplay Camera
Parkeersensoren

€ 11.445

Excl. VAT

€ 224

lease p/m for 5 years

| | | |
|---|----------------------------|------------|
|  | Year of manufacture | 2022 |
|  | Mileage | 41226 km |
|  | Transmission | Automaat |
|  | Fuel type | Elektrisch |
|  | Horsepower | 122 PK |
|  | Cabin | Enkel |

Basic information

| | |
|---------------------------|-------------------|
| Brand | Maxus |
| Mileage | 41226 km |
| First registration | 2022-09-28 |
| Chassis number | LSH14C4CXNA079855 |
| Category | Closed van |
| Type | eDeliver 3 122PK |
| Model | L1H1 |
| Exterior color | White |

Bodywork

| | |
|-----------------------------------|-------------------|
| Floor material | Antislipmateriaal |
| Door opening width | 127 cm |
| Loading height | 122 cm |
| Internal body length | 218 cm |
| Internal body width | 167 cm |
| Internal body height | 132 cm |
| Space between wheel arches | 122 cm |

Dimensions

| | |
|---------------|--------|
| Length | 456 cm |
| Width | 178 cm |
| Height | 190 cm |

| | |
|--------------------|--------|
| Wheelbase | 291 cm |
| Track Width | 155 cm |

Weights

| | |
|--|---------|
| Max permissible weight (GVW) | 2525 kg |
| Max gross combined weight (GCW) | 2750 kg |
| Max front axle load | 1180 kg |
| Max rear axle load | 1460 kg |
| Vehicle curb weight | 1620 kg |
| Payload | 905 kg |
| Towing capacity | 1030 kg |

Engine information

| | |
|---------------------|-----------|
| Transmission | Automatic |
| Fuel type | Electric |
| Horsepower | 122 PK |

Cabin

| | |
|--------------|---|
| Seats | 2 |
|--------------|---|

Cabin interior

Air Conditioning
Apple CarPlay
Bluetooth
Electrically Adjustable Mirrors
Electric Windows
Multifunction Steering Wheel
Radio
Seat Heating
Power Steering
Partition

Cabin exterior

Fog Lights

Safety options

Parkeersensoren achter
Rearview Camera
Cruise Control
ESP
Traction Control

Vehicle features

Slat Lining
Lashing Eyes
Cargo Area Lighting

First axle

- disk
- coil_spring



Second axle

- disk
- leaf_spring

