

BV000725

## Mercedes Benz

### Mercedes Benz Vito 114 CDI







Automaat L2H1 Climate Control Adaptieve Cruise Carplay Inbouw Stoelverwarming

€ 14.445

Excl. VAT

€ 283

lease p/m for 5 years

|   |                            |           |
|---|----------------------------|-----------|
|    | <b>Year of manufacture</b> | 2020      |
|    | <b>Mileage</b>             | 164973 km |
|    | <b>Transmission</b>        | Automaat  |
|    | <b>Fuel type</b>           | Diesel    |
|   | <b>Horsepower</b>          | 136 PK    |
|  | <b>Cabin</b>               | Enkel     |

#### Basic information

|                           |                   |
|---------------------------|-------------------|
| <b>First registration</b> | 2020-10-26        |
| <b>Chassis number</b>     | W1V44760313786727 |
| <b>Category</b>           | Closed van        |
| <b>Type</b>               | Vito 114 CDI      |
| <b>Model</b>              | L2H1              |
| <b>Exterior color</b>     | White             |
| <b>Mileage</b>            | 164973 km         |
| <b>Brand</b>              | Mercedes Benz     |

#### Bodywork

|                                   |                  |
|-----------------------------------|------------------|
| <b>Floor material</b>             | Concrete plywood |
| <b>Door opening width</b>         | 136 cm           |
| <b>Loading height</b>             | 123 cm           |
| <b>Internal body length</b>       | 284 cm           |
| <b>Internal body width</b>        | 166 cm           |
| <b>Internal body height</b>       | 135 cm           |
| <b>Space between wheel arches</b> | 126 cm           |

#### Dimensions

|                  |        |
|------------------|--------|
| <b>Wheelbase</b> | 320 cm |
| <b>Length</b>    | 514 cm |
| <b>Width</b>     | 193 cm |

|                    |        |
|--------------------|--------|
| <b>Height</b>      | 198 cm |
| <b>Track Width</b> | 164 cm |

## Weights

|  |         |
|--|---------|
| <b>Max permissible weight (GVW)</b>    | 3050 kg |
| <b>Max gross combined weight (GCW)</b> | 5550 kg |
| <b>Max front axle load</b>             | 1550 kg |
| <b>Max rear axle load</b>              | 1650 kg |
| <b>Vehicle curb weight</b>             | 2347 kg |
| <b>Payload</b>                         | 703 kg  |
| <b>Towing capacity</b>                 | 2500 kg |

## Engine information

|                             |           |
|-----------------------------|-----------|
| <b>Transmission</b>         | Automatic |
| <b>Fuel type</b>            | Diesel    |
| <b>Horsepower</b>           | 136 PK    |
| <b>Engine Euro standard</b> | Euro 6    |
| <b>Cylinder capacity</b>    | 1950 CC   |
| <b>AdBlue</b>               |           |

## Cabin

|              |   |
|--------------|---|
| <b>Seats</b> | 3 |
|--------------|---|

## Cabin interior

|  |
|--|
| <b>Air Conditioning</b>                |
| <b>Apple CarPlay</b>                   |
| <b>Bluetooth</b>                       |
| <b>Climate Control</b>                 |
| <b>Electrically Adjustable Mirrors</b> |
| <b>Electric Windows</b>                |
| <b>Multifunction Steering Wheel</b>    |
| <b>Radio</b>                           |
| <b>Seat Heating</b>                    |
| <b>Power Steering</b>                  |

## Cabin exterior

|                   |
|-------------------|
| <b>Fog Lights</b> |
|-------------------|

## Safety options

|                                |
|--------------------------------|
| <b>Adaptive Cruise Control</b> |
| <b>Cruise Control</b>          |
| <b>ESP</b>                     |
| <b>Traction Control</b>        |

## Vehicle features

|                            |
|----------------------------|
| <b>Slat Lining</b>         |
| <b>Rain Sensor</b>         |
| <b>Lashing Eyes</b>        |
| <b>Cargo Area Lighting</b> |

**First axle**

- Steering axle
- disk
- coil\_spring



**Second axle**

- disk
- coil\_spring

